


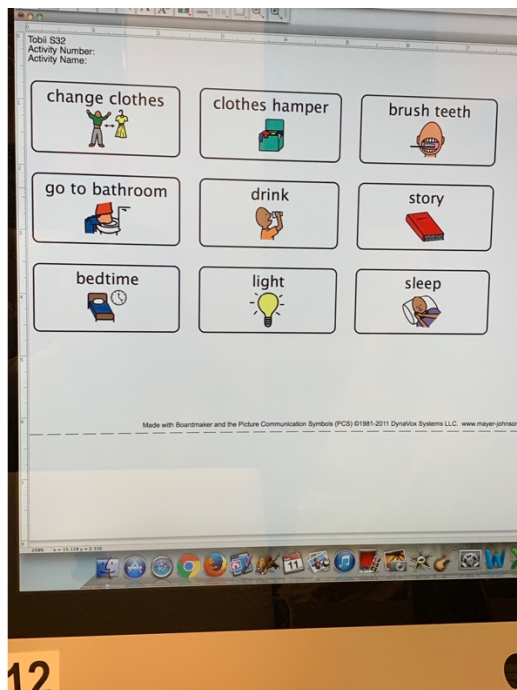
BoardMaker/PECS/AAC

Allison Mason and Megan Deneen

PECS

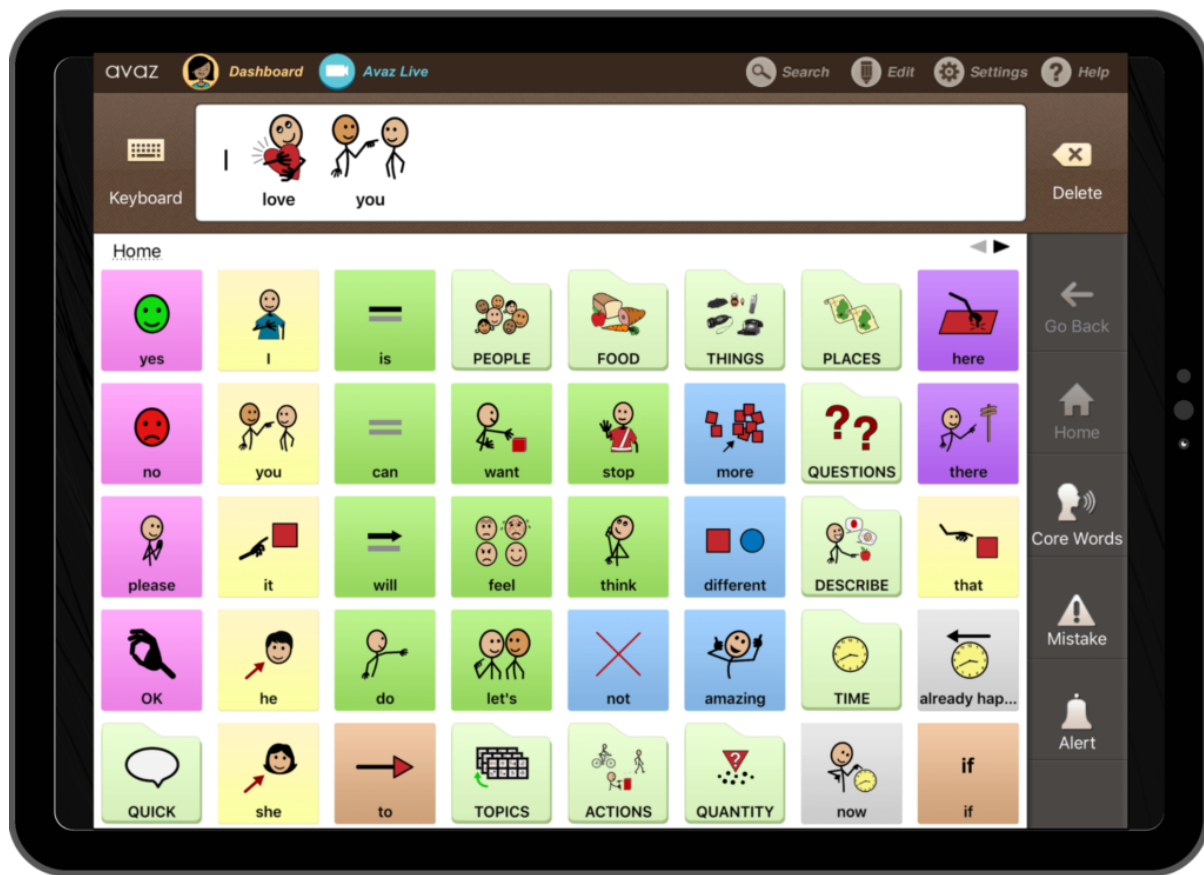


BoardMaker



AAC

AVAZ AAC



https://avazapp.com/blog/avaz-aac-how-a-robust-aac-app-supports-communicators/?utm_source=Google&utm_medium=Ads&utm_campaign=CC&gclid=Cj0KCQiAnKeCBhDPARIsAFDTLTKDSa2NhVewpr59hHs7jZqdnx7_svgCuEQ5P70v1b0Q5I6Es9JQu-EaAlGoEALw_wcB

Similarity/Differences

All of these apps were very similar to each other in the aspects of creating a chart or picture. Each one had a template that you can use to insert pictures into. The pictures were provided by the apps. The PECS seemed easier to use because it was downloaded onto our device and we were able to use a template on word to put the pictures in; therefore, it was more familiar. PECS was paper and online also. PECS was between \$200 and \$400. The Board Maker was harder to use because everything was in the app on the computer. The Board maker was roughly \$700. However, both were very simple. The last one, AVAZ, has a printout option and an option to use it in the app. The app was free. Altogether they were simple to use and very similar. The words used in

the pictures were very simple words. We would choose the AVAZ because it is free and easy. It also gives the choice to keep it in the app or print it out.